

SAINT JOSEPH'S UNIVERSITY

Post-Graduation Activity for the Class of 2006

Compiled by the Career Development Center, February, 2007

Information received from all Saint Joseph's University graduates is compiled and presented in this report. Detailed information about employment patterns and graduate and professional school attendance is included within. Results of the Undergraduate Day survey are contained in the first section of the report, followed by University College information and Master's Degree Program information, respectively.

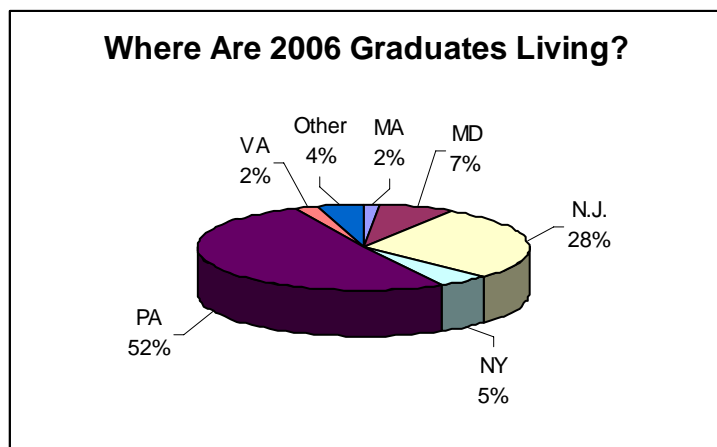
HIGHLIGHTS FROM THE 2006 UNDERGRADUATE DAY REPORT

- Information is based on 556 respondents, 70.4% of the graduating class.
- 93.9% of the respondents are employed and/or pursuing additional education.
- Seven students (1.3% of respondents) are involved in full-time volunteer programs such as: Bay Area Food Bank, Jesuit Volunteer Corps, and Teach for America.
- Students who reported acquiring their job through the Career Development Center's on-campus interviewing program earned an average salary of \$45,100. Those who reported having used the Career Development Center's resources as a part of their job search earned an average salary of \$38,800. Those who did not use the Career Development Center's services at all reported an average salary of \$34,400.
- The average starting salary for the class of 2006 was \$37,500. This is an increase of \$1,000 from 2005.
- The average starting salary for Business majors was \$40,600; this is an increase of \$1,200 from 2005. The average starting salary for Arts & Sciences majors was \$32,400. This is an increase of \$800 from last year.
- Students who reported completing at least one internship prior to graduation had an average salary of \$39,600. Students who had no internship experience had an average salary of \$33,300.

The post-graduation status of the undergraduate day class of 2006 is represented on the left. The chart to the right depicts the primary residence of graduates.

POST-GRADUATION STATUS	2006
Employed**	68.8%
Graduate School Full Time	23%
Graduate School Part Time	.3%
Volunteering	1.3%
Seeking Employment	5.4%
Other (Includes Self Employed)	1.2%

**INCLUDES GRADUATES WORKING FULL- AND PART-TIME



EMPLOYMENT ACTIVITY FOR THE UNDERGRADUATE DAY CLASS OF 2006

Saint Joseph's University graduates of the undergraduate day class of 2006 have selected to enter a variety of career fields. Those fields attracting the highest number of graduates include: Marketing/Sales, Finance, Accounting and Education. The chart below shows the career field trends of SJU graduates over the last four years.

Employment by Organization Type

Organization Type	2006	2005	2004	2003
Marketing/Sales	19%	29%	23%	24%
Finance	18%	15%	14%	14%
Accounting	12%	8%	9%	8%
Education	10%	10%	16%	15%
Entertainment/Sports/Recreation	6%	n/a	n/a	n/a
Insurance	6%	n/a	n/a	n/a
Health and Medicine	5%	8%	9%	12%
Pharmaceutical	5%	n/a	n/a	n/a
Human & Community Service	3%	3%	3%	4%
Communications/Media	3%	3%	2%	3%
Government	2%	4%	2%	2%
Technology	2%	2%	2%	3%
Law Enforcement/Military	2%	2%	1%	3%
Other	2%	2%	1%	2%
Consulting	2%	1%	4%	2%
Law	1%	2%	1%	0%
Arts/Museum/Architecture	1%	1%	2%	2%
Public Interest/Research	1%	1%	2%	2%
Service	0%	5%	3%	4%
Ministry/Religious	0%	0%	1%	0%

Sampling of Organizations Employing SJU Graduates of the Undergraduate Day Class of 2006

- ABC News
- ACNielsen
- Barthco International
- Bay Area Food Bank
- Bear Stearns
- Brandywine Realty Trust
- CNN
- Commerce Bank
- Computer Science Corporation
- Dept. of Homeland Security
- Duestche Bank
- Eli Lilly
- Ernst & Young, LLP
- European Basketball League
- GlaxoSmithKline
- Goldberg Rosenthal
- Hazelton Area School District
- Hearst Magazines
- Honeywell Aerospace
- Ikea
- Janney Montgomery Scott
- Jesuit Volunteer Corps
- JPMorgan Chase
- Lockheed Martin
- Merrill Lynch
- NBC Universal
- Novartis Pharmaceuticals
- Pfizer
- Philadelphia Eagles
- SAP
- School District of Philadelphia
- Sun Oil Company
- Teach For America
- The Center for Autism
- The Vanguard Group
- The Wildlife Center of Virginia
- U.S. Marine Corps
- Wilmington Finance
- Wyeth Pharmaceuticals

Salary by Major - Undergraduate Day Class of 2006

Below is a breakdown of the starting salaries by academic major for the undergraduate day class of 2006. Starting bonus amounts are also indicated, where available.

Major	#	Average Salary	Average Bonus	# of Bonuses
Accounting	22	\$45,200	\$2,500	12
Biology	6	\$25,800	N/A	-
Chemistry	1	\$52,500	\$4,500	1
Computer Science	2	\$50,000	N/A	-
Criminal Justice	3	\$27,500	N/A	-
Decision & Systems Sciences	5	\$45,500	\$1,800	2
Economics	3	\$38,200	N/A	-
Education	12	\$33,800	N/A	-
English	9	\$30,300	N/A	-
Environmental Science	2	\$25,000	N/A	-
Finance	28	\$43,200	\$2,900	7
Fine Arts	2	\$40,000	N/A	-
Food Marketing	20	\$39,800	\$1,000	1

Major	#	Average Salary	Average Bonus	# of Bonuses
History	6	\$34,200	N/A	-
International Marketing	1	\$17,500	N/A	-
I.H.S	1	\$32,500	N/A	-
Int. Relations	5	\$33,500	N/A	-
Management	7	\$39,600	\$4,000	2
Marketing	33	\$34,500	N/A	-
Mathematics	3	\$34,200	N/A	-
Pharmaceutical Marketing	11	\$45,200	\$1,250	1
Political Science	6	\$32,500	\$1,000	1
Psychology	9	\$30,300	N/A	-
Sociology	4	\$23,800	N/A	-
Theology	1	\$32,500	N/A	-

Other majors not listed in the chart above chose not to provide salary information.

CONTINUING EDUCATION ACTIVITY FOR THE UNDERGRADUATE DAY CLASS OF 2006

23% of the respondents to the 2006 Post Graduate Survey are attending graduate school on a full-time basis. An additional .3% are attending graduate school part-time. Below is a chart depicting the areas of study chosen by graduates over the last five years.

Summary of Program of Study

Program Focus	2006	2005	2004	2003	2002
Medicine/Healthcare	26%	21%	19%	19%	15%
Education	21%	25%	16%	26%	23%
Social Science	15%	12%	14%	12%	18%
Law	12%	14%	9%	14%	17%
Business	9%	14%	20%	12%	9%
Humanities/Arts	8%	11%	10%	5%	6%
Physical/Life Science	5%	4%	8%	8%	9%

Graduate studies in Medicine/Healthcare, Education, and Social Science were most popular for Saint Joseph's graduates pursuing additional education.

Sampling of Colleges & Universities Where 2006 Undergraduate Day Graduates Are Studying

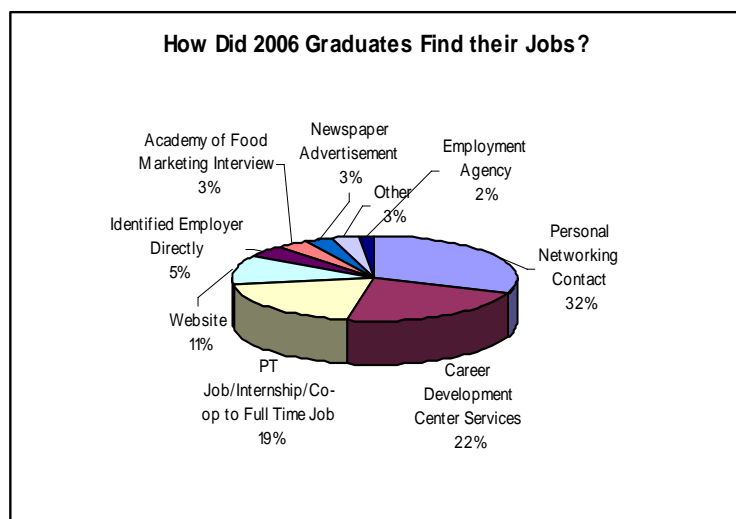
- Arcadia University
- Jefferson Medical College
- Temple Univ School of Medicine
- Boston University
- John Hopkins University
- Thomas Jefferson University
- Columbia University
- Michigan State University College of Law
- University of Chicago
- Connecticut College
- New York University
- University of Delaware
- Corcoran College of Art & Design
- Philadelphia College of Osteopathic Medicine
- University of Maryland School of Medicine
- Culinary Institute of America
- Rutgers-Camden Law
- University of Pennsylvania
- Dickinson Law School
- Saint Joseph's University
- University of Pittsburgh
- Drexel University
- Seattle University
- Villanova University
- Georgetown University
- Seton Hall University
- Widener School of Law
- Harvard University
- Syracuse Law School
- Widener University

Grant and Scholarship Information – Class of 2006

Graduates of the class of 2006 who went on to graduate study were awarded an average of \$15,300 in scholarship or grant funding. Awards ranged from \$750 to \$28,000, as well as several graduates receiving grants for full tuition with room and board included. Approximately 46% of the graduates enrolled in continuing education were awarded some type of scholarship or grant, with awards totaling over \$475,000.

Of those not currently continuing their education, 249 reported on their future plans for academic study. 42% indicated they planned to continue their education within 1-2 years, 31% within 3-4 years, and 11% in 5+ years.

ADDITIONAL INFORMATION ABOUT THE UNDERGRADUATE DAY CLASS OF 2006



238 graduates responded to the question: "When did you start looking for a job?"

Graduates who reported that they began looking for a job prior to graduation had a salary average of \$38,400. Those who utilized the services of the Career Development Center and started looking for a job prior to graduation had a salary average of \$39,500. Students who found their job through the Career Development Center's on-campus interviewing program had an average salary of \$45,100.

Graduates who reported that they began looking for a job after graduation had a salary average of \$34,600.

- 358 graduates responded about their internship experience prior to graduation. Sixty-five percent indicated that they had completed one or more internships prior to graduation. These graduates had an average salary of \$39,600. Graduates who did not have internship experience prior to graduation had an average salary of \$33,300.
- Graduates reported finding their jobs from a variety of sources. The most common responses were: through networking contacts (32%), Career Development Center services (22%), and a part-time job or internship leading to a full-time position (19%).

HIGHLIGHTS FROM THE 2006 UNIVERSITY COLLEGE REPORT

The following includes highlights of the significant findings from the survey of the 2006 University College Graduates. Information is based on 37 graduates, 26.2% of the graduating class.

- ◆ 89.1% of the respondents are employed and/or pursuing additional education (78.4% employed, 11% continuing education).
- ◆ Those seeking employment totaled 8% as of February 2007 (N=7 respondents).
- ◆ The average salary for the University College graduates of 2006 was \$47,200. This was an increase from 2005 of \$8,400.
- ◆ The average salary for Business majors was \$57,000. The average salary for Liberal Arts & Science majors was \$44,400.

SAMPLING OF ORGANIZATIONS EMPLOYING 2006 UNIVERSITY COLLEGE GRADUATES

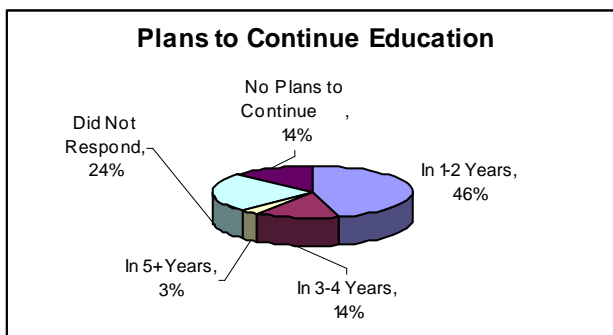
- | | |
|---|---|
| <ul style="list-style-type: none"> • Burns, White & Hickton • Cephalon, Inc. • Computer Science Corporation • Department of Defense • Family Court • GlaxoSmithKline • Gloucester Twp. School District • JPMorgan Chase • LHK Partners Inc • Middle States Commission on Higher Education | <ul style="list-style-type: none"> • Pennsylvania Compensation and Rating Bureau • Philadelphia Police Department • Saint Joseph's University • Sovereign Bank • Temple University • The Food Trust Organization • The Lankenau Hospital • United Communities of S.E. Philadelphia • Upper Darby Police • Yellow Book |
|---|---|

CAREER-RELATED IMPROVEMENTS ATTRIBUTED TO ATTAINMENT OF BACHELOR'S DEGREE

Promotion	8%
Salary Increase	31%
Average Salary Increase	\$6,700
Title Change	8%
Added Responsibilities	38%

Fifty-two percent of the University College graduates remained with their current employer after graduation. Many of these graduates experienced career enhancements such as promotions, salary increases, title changes and added responsibilities. The table to the left depicts the type of career-related improvements the graduates earned as a result of attaining a Bachelor's degree.

CONTINUING EDUCATION FOR 2006 UNIVERSITY COLLEGE GRADUATES



Seventy-two percent of respondents indicated they had plans to continue their education in the future.

In addition, 14% of those who indicated they were employed are also continuing their education on a full- or part-time basis.

HIGHLIGHTS FROM THE 2006 MASTER'S PROGRAMS GRADUATE REPORT

The following includes highlights of the significant findings from the survey of the 2006 Master's Degree Program graduates. Information is based on 210 graduates, 27% of the graduating class.

- 93.2% of the respondents are employed and/or pursuing additional education.
- Those seeking employment totaled 5.8%.
- The average salary for the Master's program graduates of 2006 was \$62,500, which is an increase of \$3,300 from 2005. Graduates received an average bonus of \$6,600.
- The average salary for the Master's level graduates of Business programs was \$71,600, a \$2,300 increase from 2005. The average bonus was \$11,600.
- For Master's level graduates of Arts & Science programs, the average salary was \$51,400, a \$1,000 increase from 2005. The average bonus was \$4,100.

Salary by Major - Master's Program Graduates - Class of 2006

Below is a breakdown of the starting salaries by academic major for the Master's level graduates of the class of 2006. Salary bonus amounts are also indicated, where available. Included in the chart below are: the academic major, the number of graduates reporting salaries, the average salary, average bonus amounts and number of bonuses offered.

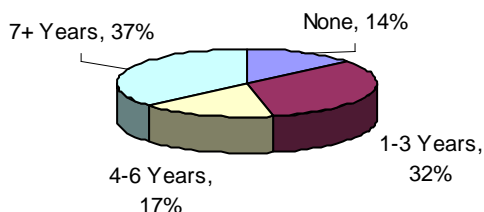
Major	#	Average Salary	Average Bonus	# Bonuses
Biology	3	\$38,300	N/A	-
Computer Science	2	\$65,000	N/A	-
Criminal Justice	22	\$47,300	\$2,400	3
Decision & Systems Science	1	\$65,000	N/A	-
Education	25	\$45,200	\$2,500	8
Environmental Protection	2	\$80,000	N/A	-
Executive MBA	6	\$81,700	N/A	-
Executive MBA (1-year)	9	\$81,700		
Financial Services	5	\$59,000	\$30,000	1
Food Marketing	5	\$85,000	N/A	-
Gerontological Services	1	\$45,000	\$6,000	1
Health Administration	4	\$62,500	\$25,000	1
Health Education	2	\$65,000	\$1,000	1

Major	#	Average Salary	Average Bonus	# Bonuses
Human Resource Management	4	\$62,500	\$5,000	1
International Marketing (M.S.)	4	\$45,000	N/A	-
M.B.A. - Accounting	3	\$81,700	N/A	-
M.B.A. - Finance	16	\$54,400	\$10,000	1
M.B.A. - General	11	\$72,300	\$10,000	1
M.B.A. - Human Resource Management	2	\$55,000	N/A	-
M.B.A. - Management	8	\$73,800	N/A	-
M.B.A. - Marketing	4	\$75,000	\$15,000	1
M.B.A. - Pharmaceutical Marketing	13	\$89,600	\$8,000	1
Psychology	2	\$40,000	N/A	-
Public Safety	4	\$77,500	\$1,000	1
Training & Development	6	\$56,700	N/A	-
Writing Studies	2	\$55,000	N/A	-

Graduates concentrating in M.B.A. – International Marketing responded to the survey but did not provide salary information.

PREVIOUS EMPLOYMENT EXPERIENCE AND CURRENT INDUSTRY MASTER'S PROGRAM GRADUATES - CLASS OF 2006

Years of Full-Time Work Experience Prior to Start of Master's Program



The majority of master's graduates (83.7%) reported working full-time. A wide variety of industries were represented, with the most common being:

- Education (18.3%)
- Pharmaceutical (11.8%)
- Finance (10.7%)
- Health & Medicine (10.1%)
- Marketing/Sales (9.5%)
- Government (8.3%)

The table to the left depicts how many years of work experience master's graduates had prior to beginning their graduate studies.

SAMPLING OF ORGANIZATIONS EMPLOYING 2006 GRADUATES OF SJU MASTER'S DEGREE PROGRAMS

- | | | |
|------------------------------------|-----------------------------------|-------------------------------------|
| • Air Products and Chemicals, Inc. | • Kellogg Sales Company | • Syngy |
| • American Red Cross | • Lockheed Martin | • Takeda Pharmaceuticals |
| • AstraZeneca Pharmaceuticals | • LRP Publications | • The Children's Hospital of Phila. |
| • Bryn Mawr Trust Company | • Merck & Company | • The Graham Company |
| • Campbell Soup | • Network of Victim Assistance | • The Vanguard Group |
| • Catholic Health Care Services | • PFPC, INC | • Thomas Jefferson University |
| • Commerce Bank | • Phila. Housing Authority | • Travelers Insurance |
| • Dana-Farber Cancer Institute | • Phila. Police Department | • Treadways Corporation |
| • Defense Logistics Agency | • Prudential Financial | • United Health Group |
| • Deloitte & Touche | • Saint Joseph's University | • United Parcel Service |
| • Department of Defense | • School District of Philadelphia | • United States Department of State |
| • Ernst & Young LLP | • Security On Campus, Inc. | • Virtua Health |
| • GlaxoSmithKline | • SEI Investments | • Wachovia Corporation |
| • Haddonfield Public Schools | • Septa | • Wawa, Inc. |
| • Independence Blue Cross | • Shore Memorial Hospital | • Woods Services |
| • Janney Montgomery Scott LLC | • Smith Barney | • Wyeth Pharmaceuticals |

CAREER-RELATED IMPROVEMENTS ATTRIBUTED TO ATTAINMENT OF MASTER'S DEGREE

Promotion	17%
Salary Increase	28%
Average Salary Increase	\$9,700
Title Change	14%
Added Responsibilities	32%

Fifty-five percent of Master's Degree graduates reported that they remained with their current employer after graduation. Many of these graduates experienced career enhancements such as promotions, salary increases, title changes and added responsibilities. The table to the left the type of career-related improvements graduates earned as a result of attaining the Master's degree.