



# Post Graduate Survey

Class of 2008



SAINT JOSEPH'S UNIVERSITY

Career Development Center

[www.sju.edu/careers](http://www.sju.edu/careers)




December 2008

The Career Development Center is pleased to present the Summary Report on postgraduate activities of the Saint Joseph's University Class of 2008. Information contained in the report was obtained primarily from the postgraduate survey that was emailed to graduates in July 2008, followed by a second mailing in August, and a third in September. Telephone followup calls were made to those graduates who did not respond to the mailings. Information was also gathered through the on-campus interview program and from faculty and administrators of the university.

### Table of Contents

Section I: Undergraduate Day Report .....	Pages 3 - 6
Section II: University College Report .....	Page 7
Section III: Master's Degree Program Report .....	Page 8 - 9

An electronic version of this report can be found on the Career Development Center's website, [www.sju.edu/careers](http://www.sju.edu/careers). For more detailed information on graduates of a particular department, please contact me via email ([melissa.mcclory@sju.edu](mailto:melissa.mcclory@sju.edu)) or phone (610.660.3100).



Melissa Bergin McClory  
Assistant Director, Career Development Center

**SAINT JOSEPH'S UNIVERSITY**  
**Post-Graduation Activity for the Class of 2008**  
*Compiled by the Career Development Center, December 2008*

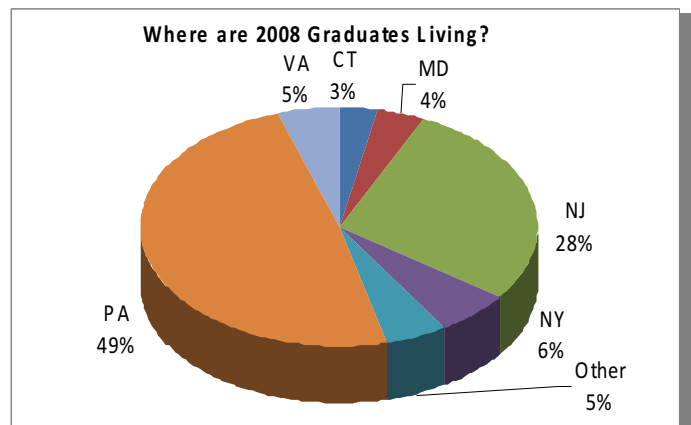
**HIGHLIGHTS FROM THE 2008 UNDERGRADUATE DAY REPORT**

- Information is based on 664 respondents, 70.5% of the graduating class.
- 92.6% of the respondents are employed and/or pursuing additional education.
- Sixteen graduates (2.4% of respondents) are involved in full-time volunteer programs such as: AmeriCorps, Jesuit Volunteer Corps, Society of Jesus and City Year. This is an increase from twelve graduates in 2007.
- Graduates who reported that they began looking for a job prior to graduation had a salary average of \$43,400. Those who utilized the services of the Career Development Center and started looking for a job prior to graduation had a salary average of \$45,300. Graduates who found their jobs through the Career Development Center's on-campus interviewing program had an average salary of \$49,700. Graduates who reported that they began looking for a job after graduation had a salary average of \$33,600.
- The average starting salary for the class of 2008 was \$42,500. This is an increase of \$1,300 from 2007. The average starting salary for Business majors was \$45,000; this is an increase of \$700 from 2007. The average starting salary for Arts & Sciences majors was \$36,400. This is an increase of \$2,600 from last year.
- Graduates who reported completing at least one internship prior to graduation had an average salary of \$43,800. Graduates who had no internship experience had an average salary of \$35,000.
- Overall, 74% of graduates reported having participated in at least one semester-long experiential education program, inclusive of internship; co-operative education; part-time job resulting in the acquisition of transferable skills; service-based commitment; and study-abroad.

**The post-graduation status of the Undergraduate Day class of 2008 is represented on the left. The chart to the right depicts the primary residence of graduates.**

POST-GRADUATION STATUS	2008	2007
Employed**	67.5%	66.3%
Graduate School Full Time	18.1%	23.1%
Graduate School Part Time	4.6%	1.5%
Volunteering	2.4%	2%
Seeking Employment	7.1%	5.3%
Other (Includes Self Employed)	.3%	1.7%

\*\*INCLUDES GRADUATES WORKING FULL- AND PART-TIME



## EMPLOYMENT ACTIVITY FOR THE UNDERGRADUATE DAY CLASS OF 2008

Saint Joseph's University graduates of the Undergraduate Day class of 2008 have elected to enter a variety of career fields. Those fields attracting the highest number of graduates include: Marketing/Sales, Finance, Accounting and Education. The chart below shows the career field trends of SJU graduates over the last four years.

### Employment by Organization Type

Organization Type	2008	2007	2006	2005
Marketing/Sales	18%	25%	19%	29%
Finance	13%	14%	18%	15%
Accounting	13%	11%	12%	8%
Education	10%	8%	10%	10%
Technology/Science	7%	6%	2%	2%
Insurance	7%	5%	6%	n/a
Communications/Media	5%	3%	3%	3%
Consulting	4%	2%	2%	1%
Pharmaceutical	3%	7%	5%	n/a
Health and Medicine	3%	5%	5%	8%
Human & Community Service	3%	4%	3%	3%
Other	3%	2%	2%	2%
Government	3%	1%	2%	4%
Entertainment/Sports/Recreation	2%	3%	6%	n/a
Service	2%	1%	0%	5%
Law Enforcement/Military	2%	0%	2%	2%
Law	1%	2%	1%	2%
Public Interest/Research	1%	1%	1%	1%
Ministry/Religious	0.5%	n/a	0%	0%
Arts/Museum/Architecture	0%	0%	1%	1%

### Sampling of Organizations Employing SJU Graduates of the Undergraduate Day Class of 2008

- Abington School District
- AFLAC
- AmeriCorps
- BDP International
- Catholic Leadership Institute
- Children's National Medical Center
- CIGNA
- City Year
- Coalition of Cancer Cooperative Groups
- Comcast Spectacor
- Credit Suisse Securities
- Deloitte & Touche LLP
- Deutsche Bank
- Enterprise Rent-a-Car
- Ernst & Young
- General Mills Inc.
- Georgetown University Law Center
- GlaxoSmithKline
- Hess Corporation
- Johnson & Johnson
- KPMG LLP
- Lincoln Financial Group
- Live Nation/Electric Factory Concerts
- McNeil Consumer Healthcare
- Medical Care of Western New York
- Morgan Stanley
- Mount St. Joseph Academy
- MTV Networks
- New York Life
- Pepsi Bottling Group
- PricewaterhouseCoopers, LLP
- Public Defenders Association of Philadelphia
- SAP
- Showtime Networks
- Simon & Schuster
- Vanguard
- US Department of Homeland Security
- Washington Wizards
- Zurich Financial Services

## Salary by Major - Undergraduate Day Class of 2008

Below is a breakdown of the starting salaries by academic major for the Undergraduate Day class of 2008. Starting bonus amounts are also indicated, where available. Included in the chart below are: the academic concentration, the number of graduates reporting salaries, the average salary, average bonus amounts and number of bonuses offered.

Major	#	Average Salary	Average Bonus	# of Bonuses
Accounting	45	\$50,600	\$3,700	26
Accounting & Finance	1	\$57,500	\$5,000	1
Art Education	2	\$37,500	N/A	N/A
Biology	1	\$32,500	N/A	N/A
Computer Science	3	\$49,300	\$3,000	1
Criminal Justice	9	\$35,300	\$3,300	2
Decision & System Sciences	5	\$49,500	\$3,000	1
Economics	5	\$42,500	\$5,000	1
Education	13	\$33,100	N/A	N/A
English	16	\$29,200	N/A	N/A
Finance	27	\$45,400	\$4,000	7
Fine & Performing Arts	2	\$30,000	N/A	N/A
Food Marketing	34	\$43,400	\$4,600	11
History	2	\$30,000	N/A	N/A

Major	#	Average Salary	Average Bonus	# of Bonuses
I.H.S.	1	\$47,500	N/A	N/A
International Business	3	\$45,800	\$5,000	2
International Marketing	1	\$52,500	N/A	N/A
Int. Relations	7	\$36,800	N/A	N/A
Latin	1	\$37,500	N/A	N/A
Management	19	\$43,000	\$3,000	1
Marketing	45	\$40,600	\$4,800	6
Mathematics	2	\$40,000	N/A	N/A
Pharmaceutical Marketing	19	\$41,200	\$3,500	4
Political Science	2	\$40,000	N/A	N/A
Psychology	10	\$35,000	N/A	N/A
Public Administration	1	\$42,500	\$2,000	1
Sociology	12	\$30,000	N/A	N/A
Theology	1	\$37,500	N/A	N/A

Majors not listed in the chart above chose not to provide salary information.

## CONTINUING EDUCATION ACTIVITY FOR THE UNDERGRADUATE DAY CLASS OF 2008

18.1% of the respondents to the 2008 Post Graduate Survey are attending graduate school on a full-time basis. An additional 4.6% are attending graduate school part-time. Below is a chart depicting the areas of study chosen by graduates over the last five years.

### Summary of Program of Study

Program Focus	2008	2007	2006	2005	2004
Education	29%	33%	21%	25%	16%
Medicine/Healthcare	20%	17%	26%	21%	19%
Social Science	17%	10%	15%	12%	14%
Business	11%	13%	9%	14%	20%
Law	10%	13%	12%	14%	9%
Humanities/Arts	7%	8%	8%	11%	10%
Physical/Life Science	6%	3%	5%	4%	8%

Graduate studies in Education, Medicine/Healthcare and Social Science were most popular for Saint Joseph's graduates pursuing additional education.

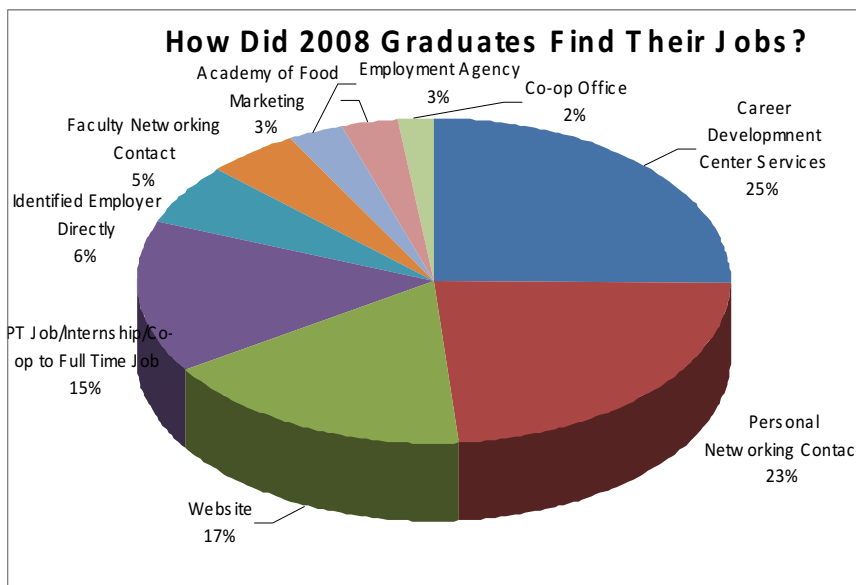
## Sampling of Colleges/Universities Where 2008 Undergraduate Day Graduates Are Studying

- American University
- Boston College
- Chestnut Hill College
- Drexel Univ. College of Medicine
- Duke University
- Georgetown University
- George Washington University
- Hofstra University
- Jefferson Medical College
- LaSalle University
- Long Island University
- Marist College
- New Jersey Medical School
- Pennsylvania State University
- Phila. College of Osteopathic Medicine
- Rowan University
- Rutgers University
- Saint Joseph's University
- San Diego State University
- Seton Hall University School of Law
- Temple University
- Thomas Jefferson University
- Tufts University
- University of Chicago
- University of London
- University of Notre Dame
- University of Pennsylvania
- Villanova University
- Widener University School of Law
- Yale University

### Grant and Scholarship Information – Class of 2008

Graduates of the class of 2008 who went on to graduate study were awarded an average of \$19,350 in scholarship or grant funding. Awards ranged from \$1,000 to \$71,300, as well as several graduates receiving grants for full tuition with room and board included. Approximately 23% of the graduates enrolled in continuing education were awarded some type of scholarship or grant, with awards totaling over \$464,400. Of those not currently continuing their education, 291 reported on their future plans for academic study. Of these, 44% indicated they planned to continue their education within 1-2 years, 47% within 3-4 years, and 9% in 5+ years.

### ADDITIONAL INFORMATION ABOUT THE UNDERGRADUATE DAY CLASS OF 2008



As depicted in the table at left, graduates reported finding their jobs through a variety of sources. The most common responses were:

- Career Development Center services (25%)
- Networking contacts (23%)
- Website (17%)
- A part-time job or internship leading to a full-time position (15%)

- Overall, 74% of graduates reported having participated in at least one semester-long experiential education program:
  - 517 graduates responded about their internship experience prior to graduation. Sixty-four percent indicated that they had completed one or more internships prior to graduation. These graduates had an average salary of \$43,800. Graduates who did not have internship experience prior to graduation had an average salary of \$35,000.
  - Of those graduates who responded to questions about these activities: 29% completed a semester-long study abroad program; 78% reported having held at least one part-time job during the course of their undergraduate studies that resulted in the acquisition of transferable skills; and 7% completed at least one co-operative education experience. Further, 83% of graduates reported having participated in at least one semester- or year-long service-based commitment, with the average being 1.8 years commitment.

## HIGHLIGHTS FROM THE 2008 UNIVERSITY COLLEGE REPORT

The following includes highlights of the significant findings from the survey of 2008 University College graduates. Information is based on 37 graduates, 30% of the graduating class.

- ◆ 94.6% of the respondents are employed and/or pursuing additional education (83.8% employed, 10.8% continuing education).
- ◆ Those seeking employment totaled 5.4% as of December 2008 (N=2 respondents).
- ◆ The average salary for the University College graduates of 2008 was \$48,300.
- ◆ The average salary for Business majors was \$47,900, an increase of \$1,100 from 2007. The average salary for Liberal Arts & Science majors was \$51,700.

### SAMPLING OF ORGANIZATIONS EMPLOYING 2008 UNIVERSITY COLLEGE GRADUATES

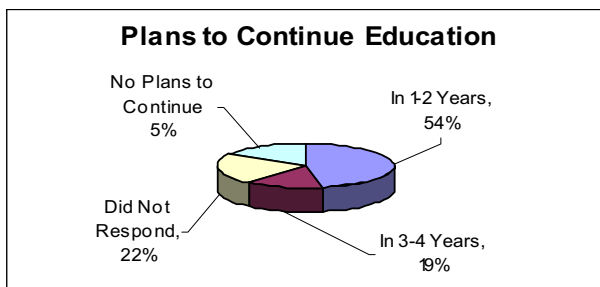
- |  |   |
|--|---|
| <ul style="list-style-type: none"> <li>• Apogee Insurance Group</li> <li>• Ceva Logistics</li> <li>• City of Philadelphia</li> <li>• Charles Matsinger Associates</li> <li>• Community College of Philadelphia</li> <li>• CompServices Inc.</li> <li>• Defense Logistics Agency</li> <li>• Dept. of Veterans Affairs Medical Center</li> <li>• Institute for Behavior Change</li> <li>• Lower Merion Township</li> </ul> | <ul style="list-style-type: none"> <li>• Kanter International</li> <li>• Pennsylvania Hospital</li> <li>• Pew Charitable Trusts</li> <li>• Radian Guaranty, Inc.</li> <li>• US Dept. of Justice/Drug Enforcement Admin.</li> <li>• United BioSource Corp</li> <li>• US District Court of the Eastern District of PA</li> <li>• Universal Space Network</li> <li>• University of Pennsylvania Health System</li> <li>• Washington Township Board of Education</li> </ul> |
|--|---|

### CAREER-RELATED IMPROVEMENTS ATTRIBUTED TO ATTAINMENT OF BACHELOR'S DEGREE

Promotion	29%
Salary Increase	41%
Average Salary Increase	\$13,000
Title Change	35%
Added Responsibilities	47%

Forty-six percent of the University College graduates remained with their current employer after graduation. Many of these graduates experienced career enhancements such as promotions, salary increases, title changes and added responsibilities. The table to the left depicts the type of career-related improvements the graduates earned as a result of attaining a Bachelor's degree.

### CONTINUING EDUCATION FOR 2008 UNIVERSITY COLLEGE GRADUATES



As depicted in the table at left, seventy-three percent of respondents indicated they had plans to continue their education in the future.

In addition, 19% of those who indicated they were employed are also continuing their education on a full- or part-time basis.

## HIGHLIGHTS FROM THE 2008 MASTER'S PROGRAMS REPORT

The following includes highlights of the significant findings from the survey of 2008 Master's Degree Program graduates. Information is based on 254 graduates, 32.5% of the graduating class.

- 96.5% of the respondents are employed and/or pursuing additional education. Those seeking employment totaled 3.5%.
- The average salary for the Master's Program graduates of 2008 was \$66,900. Graduates received an average bonus of \$7,700.
- The average salary for the Master's level graduates of Business programs was \$82,600, a \$6,500 increase from 2007. The average bonus was \$15,500.
- For Master's level graduates of Arts & Science programs, the average salary was \$52,800. The average bonus was \$3,500.

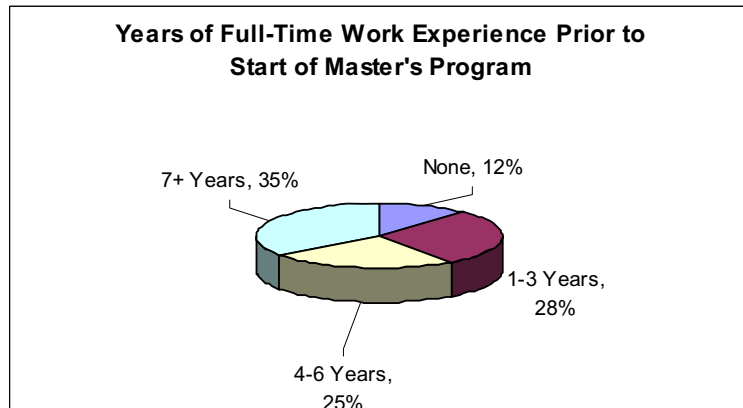
### Salary by Major - Master's Program Graduates - Class of 2008

Below is a breakdown of the starting salaries by academic major for the Master's level graduates of the class of 2008. Salary bonus amounts are also indicated, where available. Included in the chart below are: the academic concentration, the number of graduates reporting salaries, the average salary, average bonus amounts and number of bonuses offered.

Major	#	Average Salary	Average Bonus	# Bonuses
Biology	1	\$45,000	N/A	N/A
Computer Science	2	\$90,000	N/A	N/A
Criminal Justice	22	\$45,500	\$1,500	2
Decision & System Sciences	4	\$75,000	N/A	N/A
Education	42	\$49,300	\$4,200	13
Educational Leadership	11	\$58,600	\$3,000	7
Environmental Protection & Safety	2	\$75,000	N/A	N/A
Executive MBA	2	\$105,000	N/A	N/A
Executive MBA (1-year)	12	\$91,700	\$6,000	2
Financial Services	5	\$79,000	N/A	N/A
Health Administration	3	\$81,700	N/A	N/A
Health Education	3	\$58,300	\$4,000	2
Health Education/Health Administration	6	\$58,300	\$1,000	1
Human Resource Management	1	\$85,000	\$12,000	1

Major	#	Average Salary	Average Bonus	# Bonuses
M.B.A. - Accounting	3	\$71,700	N/A	N/A
M.B.A. - Finance	14	\$84,300	\$8,800	3
M.B.A. - General	19	\$79,200	\$13,700	3
M.B.A. - Human Resource Management	1	\$55,000	N/A	N/A
M.B.A. - International Business	1	\$85,000	N/A	N/A
M.B.A. - International Marketing	2	\$85,000	N/A	N/A
M.B.A. - Management	15	\$72,300	\$16,300	4
M.B.A. - Marketing	9	\$67,200	\$700	1
M.B.A. - Pharmaceutical Marketing	13	\$99,600	\$22,500	2
Nurse Anesthesia	2	\$105,000	\$7,500	2
Psychology	2	\$45,000	N/A	N/A
Public Safety	7	\$67,900	\$1,100	3
Training & Development	1	\$45,000	N/A	N/A
Writing Studies	7	\$33,600	N/A	N/A

## PREVIOUS EMPLOYMENT EXPERIENCE AND CURRENT INDUSTRY MASTER'S PROGRAM GRADUATES - CLASS OF 2008



The majority of master's graduates (89.8%) reported working full-time. A wide variety of industries were represented, the most common being:

- Education (28.8%)
- Pharmaceutical (14.4%)
- Health/Medicine (8.1%)
- Technology (6.8%)

The table to the left depicts how many years of work experience master's graduates had prior to beginning their graduate studies.

## SAMPLING OF ORGANIZATIONS EMPLOYING 2008 GRADUATES OF SJU MASTER'S DEGREE PROGRAMS

- |  |  |  |
|--|--|--|
| <ul style="list-style-type: none"> <li>• Abington School District</li> <li>• Aetna Behavioral Health</li> <li>• Aramark</li> <li>• AstraZeneca</li> <li>• Boehringer Ingelheim Pharmaceuticals</li> <li>• Boeing</li> <li>• Chestnut Hill Academy</li> <li>• Children's Hospital of Philadelphia</li> <li>• Comcast</li> <li>• Cooper University Hospital</li> <li>• Defense Supply Center of Philadelphia</li> <li>• Eaton Aerospace</li> <li>• Exelon Corporation</li> <li>• GlaxoSmithKline</li> <li>• Global Tax Management</li> <li>• Greater Philadelphia Tourism Marketing Corporation</li> </ul> | <ul style="list-style-type: none"> <li>• IMS Health</li> <li>• Independence Blue Cross</li> <li>• Johnson &amp; Johnson</li> <li>• JP Morgan Chase</li> <li>• Kimberly-Clark Corporation</li> <li>• LaSalle University</li> <li>• Limerick Township</li> <li>• Lockheed Martin</li> <li>• Merck &amp; Co., Inc.</li> <li>• North American Publishing Co.</li> <li>• Northampton Township Police Dept.</li> <li>• PECO</li> <li>• Pennsylvania Hospital</li> <li>• Pfizer</li> <li>• Philadelphia Dept. of Public Health</li> <li>• PNC Financial Services Group</li> </ul> | <ul style="list-style-type: none"> <li>• Robert Wood Johnson University Hospital</li> <li>• Rohm and Haas</li> <li>• Sanofi-Aventis</li> <li>• School District of Philadelphia</li> <li>• SEI Investments</li> <li>• Shire Pharmaceuticals</li> <li>• Siemens</li> <li>• TD Banknorth</li> <li>• The Vanguard Group</li> <li>• Unisys Corporation</li> <li>• United States Capitol Police</li> <li>• University of Pennsylvania Health Systems</li> <li>• Virtua Health</li> <li>• Wachovia Bank</li> <li>• Waterford Wedgwood USA</li> <li>• Wyeth Pharmaceuticals</li> </ul> |
|--|--|--|

## CAREER-RELATED IMPROVEMENTS ATTRIBUTED TO ATTAINMENT OF MASTER'S DEGREE

Promotion	17%
Salary Increase	47%
Average Salary Increase	\$6,500
Title Change	18%
Added Responsibilities	36%

Fifty-one percent of Master's Degree graduates reported that they remained with their current employer after graduation. Many of these graduates experienced career enhancements such as promotions, salary increases, title changes and added responsibilities. The table to the left the type of career-related improvements graduates earned as a result of attaining the Master's degree.





**Career Development Center**  
[www.sju.edu/careers](http://www.sju.edu/careers)

**Moore Hall, Room 101**  
**Phone: 610-660-3100**  
**E-mail: [careerhelp@sju.edu](mailto:careerhelp@sju.edu)**

*Spirit | Intellect | Purpose*