

SAINT JOSEPH'S UNIVERSITY

Post-Graduation Activity for the Class of 2007

Compiled by the Career Development Center, February, 2008

Information received from all Saint Joseph's University graduates is compiled and presented in this report. Detailed information about employment patterns and graduate and professional school attendance is included within. Results of the Undergraduate Day survey are contained in the first section of the report, followed by University College information and Master's Degree Program information, respectively.

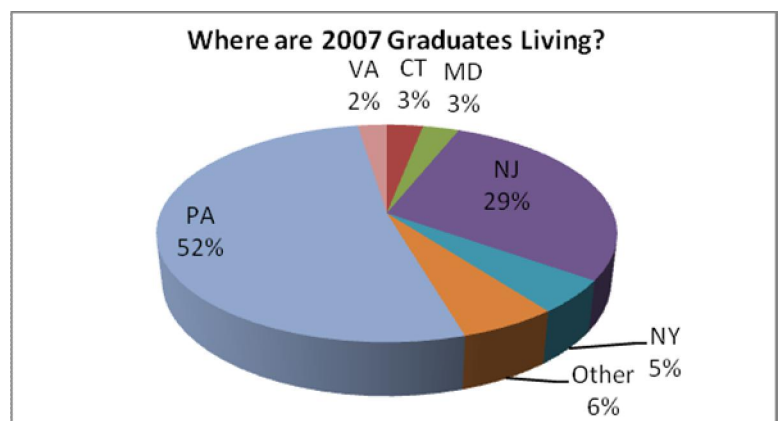
HIGHLIGHTS FROM THE 2007 UNDERGRADUATE DAY REPORT

- Information is based on 588 respondents, 77% of the graduating class.
- 93.4% of the respondents are employed and/or pursuing additional education.
- Twelve graduates (2% of respondents) are involved in full-time volunteer programs such as: AmeriCorps, Jesuit Volunteer Corps, Peace Corps and Philly Fellows. This is an increase from seven graduates in 2006.
- Graduates who reported that they began looking for a job prior to graduation had a salary average of \$44,900. Those who utilized the services of the Career Development Center and started looking for a job prior to graduation had a salary average of \$45,700.
- The average starting salary for the class of 2007 was \$41,200. This was an increase of \$3,700 from 2006.
- The average starting salary for Business majors was \$44,300; this is an increase of \$3,700 from 2006. The average starting salary for Arts & Sciences majors was \$33,800. This is an increase of \$1,400 from last year.
- Graduates who reported completing at least one internship prior to graduation had an average salary of \$42,700. Graduates who had no internship experience had an average salary of \$36,400.

The post-graduation status of the undergraduate day class of 2007 is represented on the left. The chart to the right depicts the primary residence of graduates.

POST-GRADUATION STATUS	2007
Employed**	66.3%
Graduate School Full Time	23.1%
Graduate School Part Time	1.5%
Volunteering	2%
Seeking Employment	5.3%
Other (<i>Includes Self Employed</i>)	1.7%

**INCLUDES GRADUATES WORKING FULL- AND PART-TIME



EMPLOYMENT ACTIVITY FOR THE UNDERGRADUATE DAY CLASS OF 2007

Saint Joseph's University graduates of the undergraduate day class of 2007 have selected to enter a variety of career fields. Those fields attracting the highest number of graduates include: Marketing/Sales, Finance, Accounting and Education. The chart below shows the career field trends of SJU graduates over the last four years.

Employment by Organization Type

Organization Type	2007	2006	2005	2004
Marketing/Sales	25%	19%	29%	23%
Finance	14%	18%	15%	14%
Accounting	11%	12%	8%	9%
Education	8%	10%	10%	16%
Pharmaceutical	7%	5%	n/a	n/a
Technology	6%	2%	2%	2%
Insurance	5%	6%	n/a	n/a
Health and Medicine	5%	5%	8%	9%
Human & Community Service	4%	3%	3%	3%
Entertainment/Sports/Recreation	3%	6%	n/a	n/a
Communications/Media	3%	3%	3%	2%
Other	2%	2%	2%	1%
Consulting	2%	2%	1%	4%
Law	2%	1%	2%	1%
Government	1%	2%	4%	2%
Public Interest/Research	1%	1%	1%	2%
Service	1%	0%	5%	3%
Law Enforcement/Military	0%	2%	2%	1%
Arts/Museum/Architecture	0%	1%	1%	2%
Ministry/Religious	n/a	0%	0%	1%

Sampling of Organizations Employing SJU Graduates of the Undergraduate Day Class of 2007

- Abington Memorial Hospital
- AmeriCorps
- AstraZeneca Pharmaceuticals
- Autistic Center of Philadelphia
- Bloomberg
- Bristol-Myers Squibb
- Campbell Soup Company
- Chatham School District
- Cherry Hill Public Schools
- Chrysalis Vineyards
- Comcast-PBS Kids Sprout
- Computer Science Corporation
- Deloitte & Touche LLP
- Dilworth Paxson LLP
- Enterprise Rent-a-Car
- Estee Lauder
- General Mills Inc
- Johnson & Johnson
- JP Morgan
- KPMG LLP
- Lankenau Inst. for Medical Research
- Lehman Brothers
- Lincoln Financial Group
- Lockheed Martin
- Mem. Sloan Kettering Cancer Center
- Merrill Lynch
- Michael Kors
- Morgan Stanley
- NorthEast Treatment Centers
- Novartis Pharmaceuticals
- Peace Corps
- Pew Charitable Trust
- Philadelphia Magazine
- PriceWaterhouseCoopers, LLP
- SEI
- Snapple Beverages
- The Vanguard Group
- Tiffany and Company
- Wegman's

Salary by Major - Undergraduate Day Class of 2007

Below is a breakdown of the starting salaries by academic major for the undergraduate day class of 2007. Starting bonus amounts are also indicated, where available.

Major	#	Average Salary	Average Bonus	# of Bonuses
Accounting	30	\$48,000	\$3,500	15
Art Education	2	\$37,500	N/A	-
Biology	3	\$29,200	N/A	-
Chemical Biology	2	\$22,500	N/A	-
Computer Science	2	\$47,500	N/A	-
Criminal Justice	5	\$30,500	N/A	-
Decision & Systems Sciences	6	\$40,000	N/A	-
Economics	1	\$42,500	N/A	-
Education	11	\$33,000	N/A	-
English	8	\$30,600	N/A	-
Finance	24	\$44,700	\$7,000	7
Food Marketing	41	\$45,800	\$4,800	18

Major	#	Average Salary	Average Bonus	# of Bonuses
History	5	\$39,500	N/A	-
International Business	3	\$44,100	\$3,700	3
International Marketing				
I.H.S	5	\$29,500	N/A	-
Int. Relations	5	\$35,500	N/A	-
Management	13	\$43,800	\$2,000	1
Marketing	33	\$37,300	\$6,000	2
Mathematics	2	\$55,000	N/A	-
Pharmaceutical Marketing	12	\$51,000	\$3,400	5
Political Science	4	\$45,600	N/A	-
Psychology	10	\$28,500	\$5,000	1
Sociology	3	\$30,800	N/A	-

Other majors not listed in the chart above chose not to provide salary information.

CONTINUING EDUCATION ACTIVITY FOR THE UNDERGRADUATE DAY CLASS OF 2007

23% of the respondents to the 2007 Post Graduate Survey are attending graduate school on a full-time basis. An additional 1.5% are attending graduate school part-time. Below is a chart depicting the areas of study chosen by graduates over the last five years.

Summary of Program of Study

Program Focus	2007	2006	2005	2004	2003
Education	33%	21%	25%	16%	26%
Medicine/Healthcare	17%	26%	21%	19%	19%
Law	13%	12%	14%	9%	14%
Business	13%	9%	14%	20%	12%
Social Science	10%	15%	12%	14%	12%
Humanities/Arts	8%	8%	11%	10%	5%
Physical/Life Science	3%	5%	4%	8%	8%

Graduate studies in Education, Medicine/Healthcare and Law were most popular for Saint Joseph's graduates pursuing additional education.

Sampling of Colleges & Universities Where 2007 Undergraduate Day Graduates Are Studying

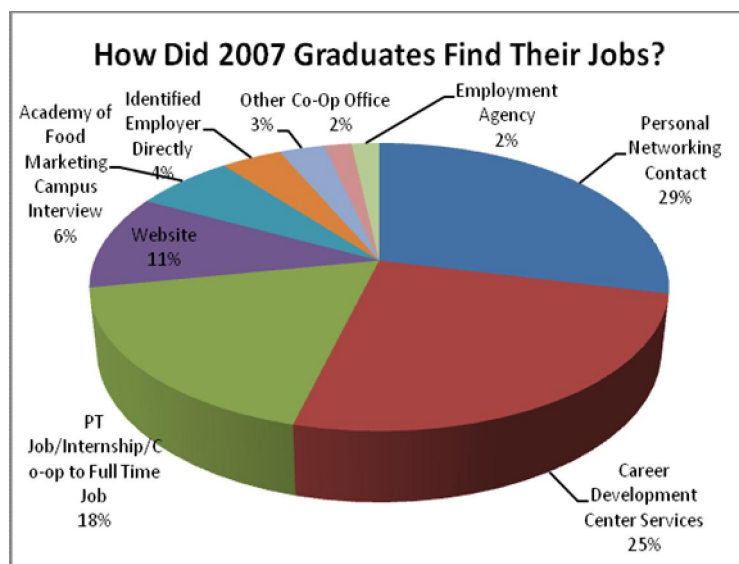
- American University
- Boston College Law
- Case Western Res. Univ.
- Columbia University
- Duke University
- Duquesne Univ. - Law
- Georgetown University
- Georgia Inst. of Tech.
- Jefferson Medical College
- LeMoyne College
- Loyola College
- Marywood University
- New York University
- Northwestern University
- Long Island University
- Rowan University
- Rutgers University
- Saint Joseph's University
- San Diego State University
- Seton Hall University
- Stockton State College
- Columbia University
- Temple University
- Thomas Jefferson University
- Tufts University
- University of Maryland
- University of Pennsylvania
- Villanova University
- Virginia Tech
- Yale University

Grant and Scholarship Information – Class of 2007

Graduates of the class of 2007 who went on to graduate study were awarded an average of \$18,500 in scholarship or grant funding. Awards ranged from \$2,000 to \$90,000, as well as several graduates receiving grants for full tuition with room and board included. Approximately 48% of the graduates enrolled in continuing education were awarded some type of scholarship or grant, with awards totaling over \$648,000.

Of those not currently continuing their education, 329 reported on their future plans for academic study. 35% indicated they planned to continue their education within 1-2 years, 35% within 3-4 years, and 8% in 5+ years.

ADDITIONAL INFORMATION ABOUT THE UNDERGRADUATE DAY CLASS OF 2007



245 graduates responded to the question: "When did you start looking for a job?"

Graduates who reported that they began looking for a job prior to graduation had a salary average of \$44,900. Those who utilized the services of the Career Development Center and started looking for a job prior to graduation had a salary average of \$45,700. Graduates who found their job through the Career Development Center's on-campus interviewing program had an average salary of \$46,750.

Graduates who reported that they began looking for a job after graduation had a salary average of \$34,700.

- 406 graduates responded about their internship experience prior to graduation. Sixty-seven percent indicated that they had completed one or more internships prior to graduation. These graduates had an average salary of \$42,700. Graduates who did not have internship experience prior to graduation had an average salary of \$36,400.
- Graduates reported finding their jobs from a variety of sources. The most common responses were: through networking contacts (29%), Career Development Center services (25%), and a part-time job or internship leading to a full-time position (18%).

HIGHLIGHTS FROM THE 2007 UNIVERSITY COLLEGE REPORT

The following includes highlights of the significant findings from the survey of the 2007 University College Graduates. Information is based on 36 graduates, 29% of the graduating class.

- ◆ 94.5% of the respondents are employed and/or pursuing additional education (83.4% employed, 11.1% continuing education).
- ◆ Those seeking employment totaled 2.8% as of February 2008 (N=1 respondents).
- ◆ The average salary for the University College graduates of 2007 was \$51,200. This was an increase of \$4,000 from 2006.
- ◆ The average salary for Business majors was \$46,800. The average salary for Liberal Arts & Science majors was \$53,900.

SAMPLING OF ORGANIZATIONS EMPLOYING 2007 UNIVERSITY COLLEGE GRADUATES

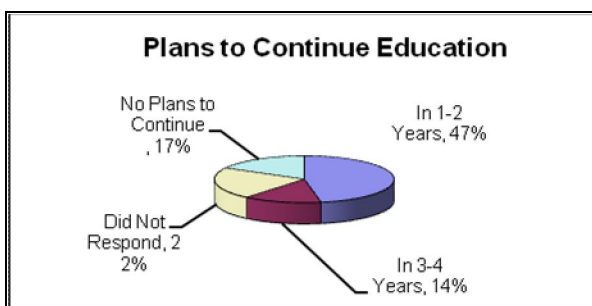
- | | |
|--|--|
| <ul style="list-style-type: none"> • A Duie Pyle Inc • BDP International, Inc. • Cardiology Consultants of Philadelphia • Catch Inc. • Clearview Regional School District • Creative Benefits, Inc • Delaware Investments • Department of Defense • Eaton Corporation • ICG Commerce | <ul style="list-style-type: none"> • Kanter International • L3 Titan Communications • Merrill Lynch • Philadelphia Police Department • Philadelphia Phillies • Rose Tree Media School District • SEI Investments • The Children's School • University of PA Health System • Wilmington Finance |
|--|--|

CAREER-RELATED IMPROVEMENTS ATTRIBUTED TO ATTAINMENT OF BACHELOR'S DEGREE

Promotion	15%
Salary Increase	46%
Average Salary Increase	\$5,200
Title Change	23%
Added Responsibilities	62%

Forty-three percent of the University College graduates remained with their current employer after graduation. Many of these graduates experienced career enhancements such as promotions, salary increases, title changes and added responsibilities. The table to the left depicts the type of career-related improvements the graduates earned as a result of attaining a Bachelor's degree.

CONTINUING EDUCATION FOR 2007 UNIVERSITY COLLEGE GRADUATES



Sixty-one percent of respondents indicated they had plans to continue their education in the future.

In addition, 21% of those who indicated they were employed are also continuing their education on a full- or part-time basis.

HIGHLIGHTS FROM THE 2007 MASTER'S PROGRAMS GRADUATE REPORT

The following includes highlights of the significant findings from the survey of the 2007 Master's Degree Program graduates. Information is based on 206 graduates, 26% of the graduating class.

- 92.2% of the respondents are employed and/or pursuing additional education.
- Those seeking employment totaled 5.8%.
- The average salary for the Master's program graduates of 2007 was \$68,200, which is an increase of \$5,700 from 2007. Graduates received an average bonus of \$10,700.
- The average salary for the Master's level graduates of Business programs was \$76,100, a \$4,500 increase from 2006. The average bonus was \$19,300.
- For Master's level graduates of Arts & Science programs, the average salary was \$56,000, a \$4,600 increase from 2006. The average bonus was \$3,900.

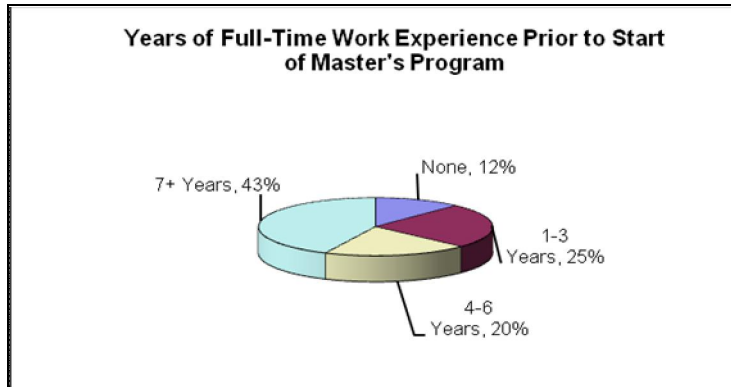
Salary by Major - Master's Program Graduates - Class of 2007

Below is a breakdown of the starting salaries by academic major for the Master's level graduates of the class of 2007. Salary bonus amounts are also indicated, where available. Included in the chart below are: the academic concentration, the number of graduates reporting salaries, the average salary, average bonus amounts and number of bonuses offered.

Major	#	Average Salary	Average Bonus	# Bonuses
Computer Science	2	\$60,000	\$5,000	1
Criminal Justice	21	\$46,000	\$2,300	3
Decision & Systems Science	1	\$95,000	N/A	-
Education	15	\$43,000	\$2,200	4
Educational Leadership	4	\$65,000	\$1,800	3
Environmental Protection & Safety	1	\$55,000	N/A	-
Executive MBA	5	\$69,000	\$6,000	1
Executive MBA (1-year)	21	\$85,500	\$14,800	4
Financial Services	1	\$75,000	N/A	-
Food Marketing	4	\$87,500	N/A	-
Health Administration	4	\$70,000	\$5,000	1
Health Education	3	\$45,000	\$3,000	1
Health Education/Health Administration	2	\$60,000	N/A	1
Human Resource Management	2	\$55,000	N/A	-

Major	#	Average Salary	Average Bonus	# Bonuses
International Marketing (M.S.)	4	\$40,000	\$15,000	1
M.B.A. - Accounting	1	\$65,000	\$20,000	1
M.B.A. - Finance	12	\$75,000	\$20,000	1
M.B.A. - General	13	\$78,000	N/A	-
M.B.A. - Human Resource Management	3	\$71,700	N/A	-
M.B.A. - International Business	2	\$65,000	\$10,000	1
M.B.A. - International Marketing	1	\$45,000	N/A	-
M.B.A. - Management	15	\$66,300	\$7,000	3
M.B.A. - Marketing	5	\$69,000	N/A	-
M.B.A. - Pharmaceutical Marketing	14	\$91,400	\$10,000	1
Nurse Anesthesia	3	\$95,000	\$5,000	2
Public Safety	4	\$80,000	N/A	-
Training & Development	6	\$78,000	\$10,000	1
Writing Studies	3	\$45,000	N/A	-

PREVIOUS EMPLOYMENT EXPERIENCE AND CURRENT INDUSTRY MASTER'S PROGRAM GRADUATES - CLASS OF 2007



The majority of master's graduates (83.5%) reported working full-time. A wide variety of industries were represented, with the most common being:

- Education (16.3%)
- Pharmaceutical (13.4%)
- Finance (10%)
- Consulting (5.8%)
- Law Enforcement (4.6%)

The table to the left depicts how many years of work experience master's graduates had prior to beginning their graduate studies.

SAMPLING OF ORGANIZATIONS EMPLOYING 2007 GRADUATES OF SJU MASTER'S DEGREE PROGRAMS

- | | | |
|---|--|--|
| <ul style="list-style-type: none"> • Accenture • Advanced Hydraulic Systems • Ann Taylor • Aramark • AstraZeneca • Avon Grove School District • Black & Decker • Bridgewater Raritan School Dist. • Campbell Soup Company • Chestnut Hill College • Children's Hospital of Philadelphia • Computer Sciences Corporation • Council Rock School District • Covance • Frankford Hospital • GlaxoSmithKline | <ul style="list-style-type: none"> • Grant Thornton LLP • Harrah's Entertainment • Independence Blue Cross • Johnson & Johnson • JP Morgan Chase • Kimberly-Clark Corporation • Liberty Anesthesia • Lily Pond Capital Management • Lockheed Martin • Merck & Co., Inc. • New Jersey State Police • PECO Energy • Pennsylvania State Police • Phila. Insurance Companies • SAP America, Inc. • Sears | <ul style="list-style-type: none"> • SEI Investments • Shire Pharmaceuticals • Siemens • Starbucks Coffee Company • Susquehanna International Group • Tasty Baking Company • Teva • The Brewer Company • The Vanguard Group • UBS Wealth Management • United Stationers, Inc. • Urban Engineers, Inc. • Verizon Communications • Wawa Inc. • Wheaton Franciscan Healthcare • Wyeth Pharmaceuticals |
|---|--|--|

CAREER-RELATED IMPROVEMENTS ATTRIBUTED TO ATTAINMENT OF MASTER'S DEGREE

Promotion	14%
Salary Increase	20%
Average Salary Increase	\$16,200
Title Change	12%
Added Responsibilities	18%

Fifty percent of Master's Degree graduates reported that they remained with their current employer after graduation. Many of these graduates experienced career enhancements such as promotions, salary increases, title changes and added responsibilities. The table to the left the type of career-related improvements graduates earned as a result of attaining the Master's degree.